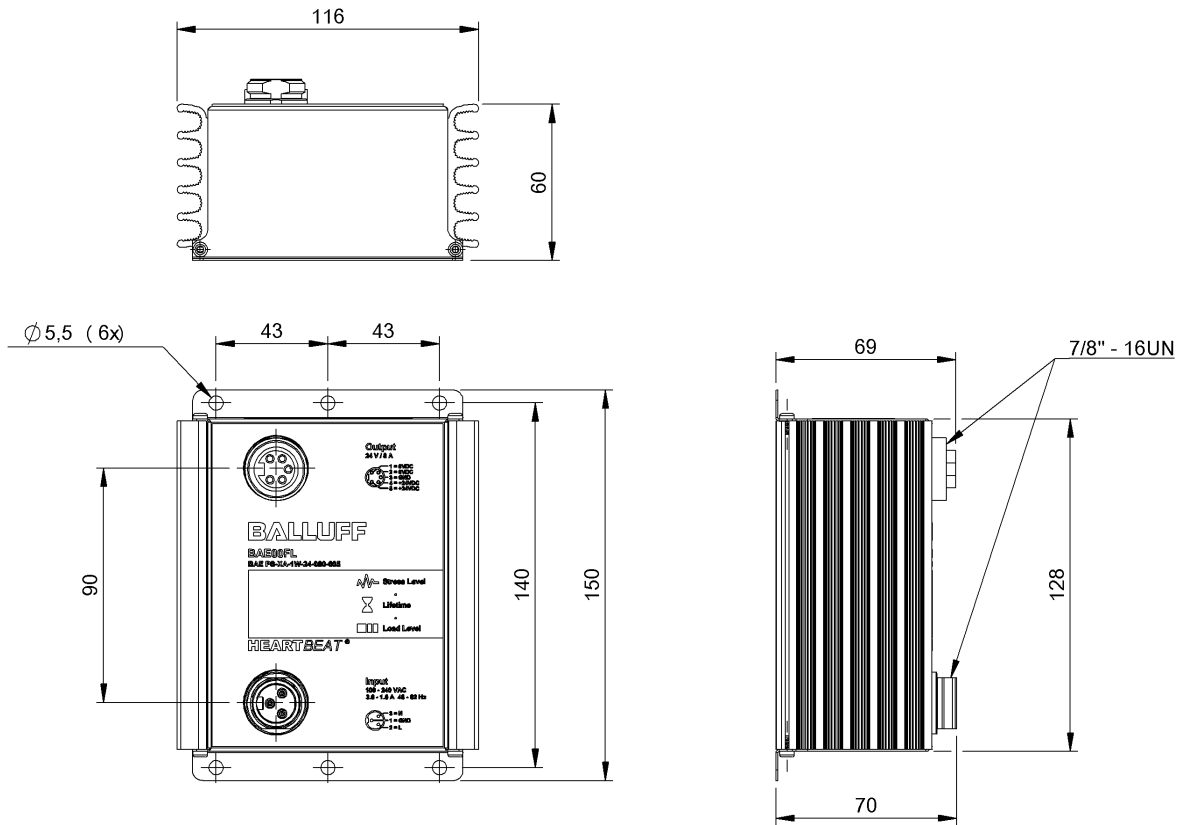


Switching Power Supplies
BAE PS-XA-1W-24-080-605
Order Code: BAE00FL

BALLUFF



Basic features

Approval/Conformity	CE cURus WEEE
Basic standard	EN 61204
Series	Heartbeat
Short description	Switching power supply
Version	IP67

Electrical connection

Connection (supply voltage IN)	7/8"-Male
Connection (supply voltage OUT)	7/8"-Female
Connector supply voltage IN, type	Male
Connector supply voltage OUT, style	7/8"
Connector supply voltage OUT, type	Female
Interconnected operation type	Parallel wiring: not possible Series wiring: max. 2 devices
Polarity reversal protected	yes
Short-circuit protection	continuous short circuit protection

Electrical data

Derating	-2.5 %/°C >+60 °C
Display	Lifetime Load Level Stress Level
Efficiency typ.	91 %
Hold-up time	≥ 100 ms at 230 V AC ≥ 25 ms at 115 V AC
Input fuse	T 6.3 A internal
Input voltage	90...254 V AC
Input/output insulation voltage	3000 V AC
Inrush current	≤ 20 A
Isolation resistance	≥ 100 MOhm
Load control	±1 %
Output capacity max.	192 W
Output current max.	12 A for max. 4s
Output voltage	24 VDC
Output voltage, tolerance	-1...3 %
Power boost	150 %
Power boost, duration max.	4 s
Protection class	I
Rated input current	1.6 A at 240 V AC 3.6 A at 100 V AC

Switching Power Supplies
BAE PS-XA-1W-24-080-605
Order Code: BAE00FL

BALLUFF

Rated output current	8 A
Residual ripple max.	1 %
Settling time	1 ms
Switching frequency	110000 Hz
Turn-on time max.	1 s
Voltage control	±1 %
Working frequency	48...62 Hz

Functional safety

MTTF (40 °C)	76.6 a
--------------	--------

Material

Housing material	Aluminium
------------------	-----------

Mechanical data

Casting	PUR
Dimension	116 x 70 x 150 mm
Mounting part	Flange mounting
Weight	1.65 kg

Environmental conditions

Ambient temperature	-25...70 °C
Contamination scale	3
Cooling	Free convection
IP rating	IP67, with connector
IP rating IEC 60529 (connector)	IP67 with connector
Over temperature	protected
Relative humidity	100 %
Storage temperature	-25...85 °C
Temperature coefficient max.	±0.03 %/K

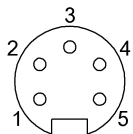
Remarks

Values measured at +25 °C and full load.

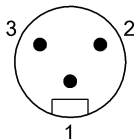
For more information about MTTF and B10d see MTTF / B10d Certificate

Indication of the MTTF- / B10d value does not represent a binding composition and/or life expectancy assurance; these are simply experiential values with no warranty implications. These declared values also do not extend the expiration period for defect claims or affect it in any way.

Connector Drawings



Power Out
 PIN 1: 0V
 PIN 2: 0V
 PIN 3: GND
 PIN 4: +24V
 PIN 5: +24V



Power IN
 PIN 1: GND
 PIN 2: L
 PIN 3: N